



Straightaway 400/600S

Top hung sliding hardware for steel framed doors up to 400/600kg.

Features

- Quality ball-bearing hangers
- Primed or galvanised track

Specifications

- Max door mass: 400kg (400 track)
600kg (600 track)
- Max door height: 3500mm
- Max door width: 2500mm (400 track)
3000mm (600 track)
- Door thickness: 50-65mm
- Max door surface area: 8 sq.m
- For exposed doors, consider wind pressure.

The area of a single sliding leaf should be related to all other factors.

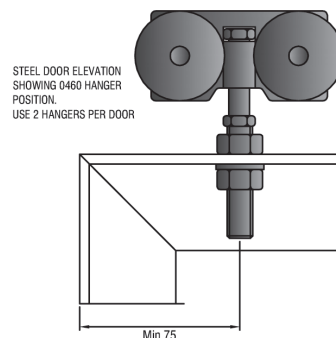
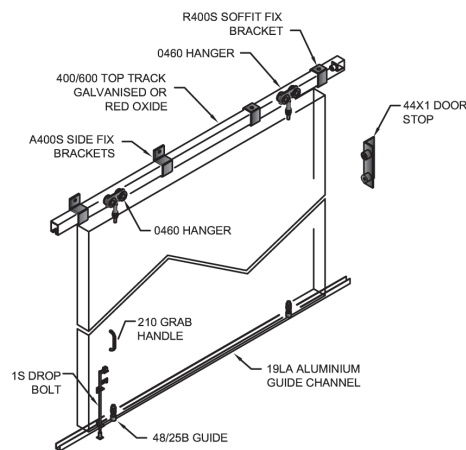
Brought to you by



Components

- A460S side fixing or R460S top fixing brackets – max 900mm centres
- 400RO steel or 400G/600G galvanised top track
- 0460 adjustable hangers
- 48/25B guides
- 25S steel guide channel
- 44x1 door stop
- 210 grab handle
- 1S drop bolt

info@ghi.co.za | www.ghi.co.za



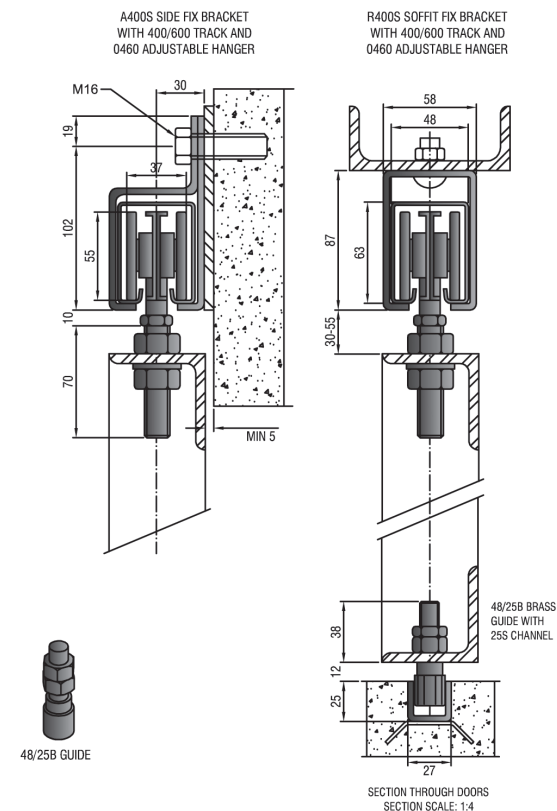
TRACK BRACKETS

A400S SIDE FIX BRACKET

R400S SOFFIT FIX BRACKET

A400LJ SIDE FIX LOCK JOINT BRACKET

400EC END CLIP



Mechanism



Straight Sliding Door Systems

Domestic, Commercial, Shop Fitting, Hospital, Industrial

